Link ORCID with EUR Data Repository (EDR)

ORCID Madness Month
March 26, 2021

Erasmus University Library



EUR Data Repository - https://datarepository.eur.nl/

- Institutional data repository of the EUR
- Figshare platform
- Depositing data & accompanying documentation underlying research and scientific publications

- https://www.eur.nl/en/library/research-support/research-data-management-rdm/tooling/eur-data-repository

- Link with ORCID
  1. Connect your EDR profile with ORCID
  2. Enable DataCite via the Search & Link Wizard in the Works section

Link EDR with ORCID
Step 1 – connect your EDR profile with ORCID

- Go to https://datarepository.eur.nl/
- Click Log in
- Login with your ERNA-credentials
- Click your initials
- Click Profile
- Click CONNECT behind ORCID

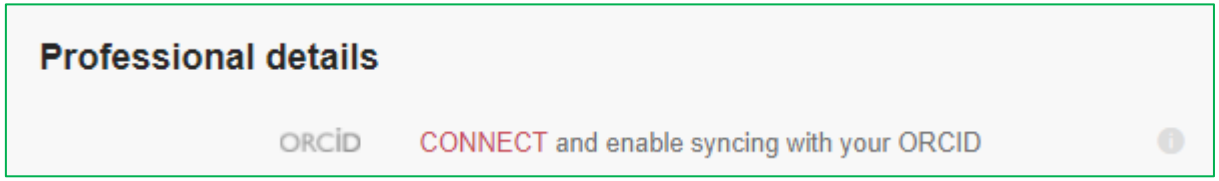

- Authorize figshare to Get your ORCID iD

>> Your ORCID iD will be added to the metadata of new datasets you upload in EDR

Example - https://doi.org/10.25397/eur.13643738

Link EDR with ORCID
Step 2 – Enable DataCite

- In your ORCID record, click + Add Works
- Click Search & Link
- Click DataCite
- Authorize the access for DataCite
- Get the ORCID token and enable the auto-update (via Update)

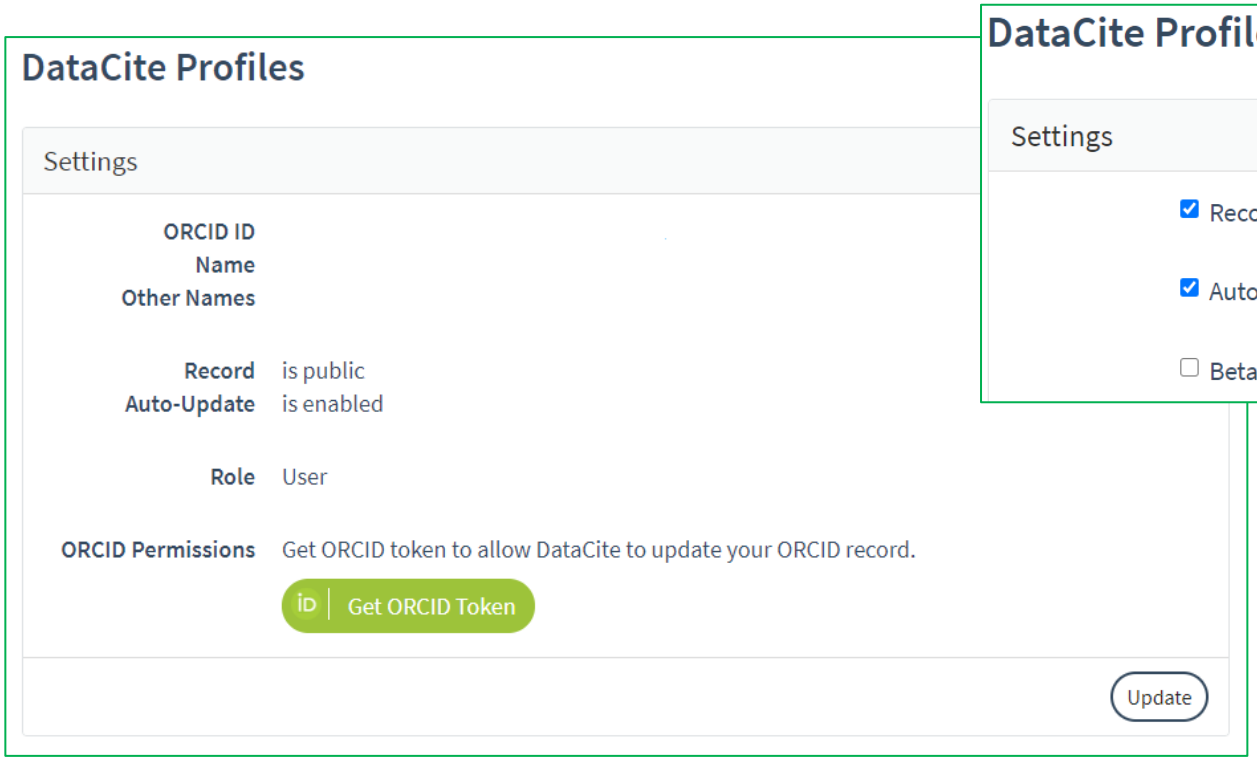

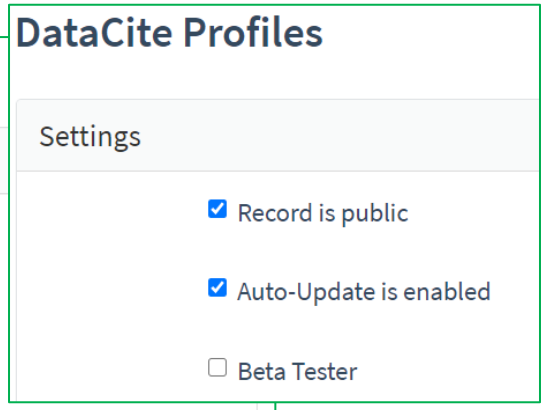

Add existing datasets to ORCID

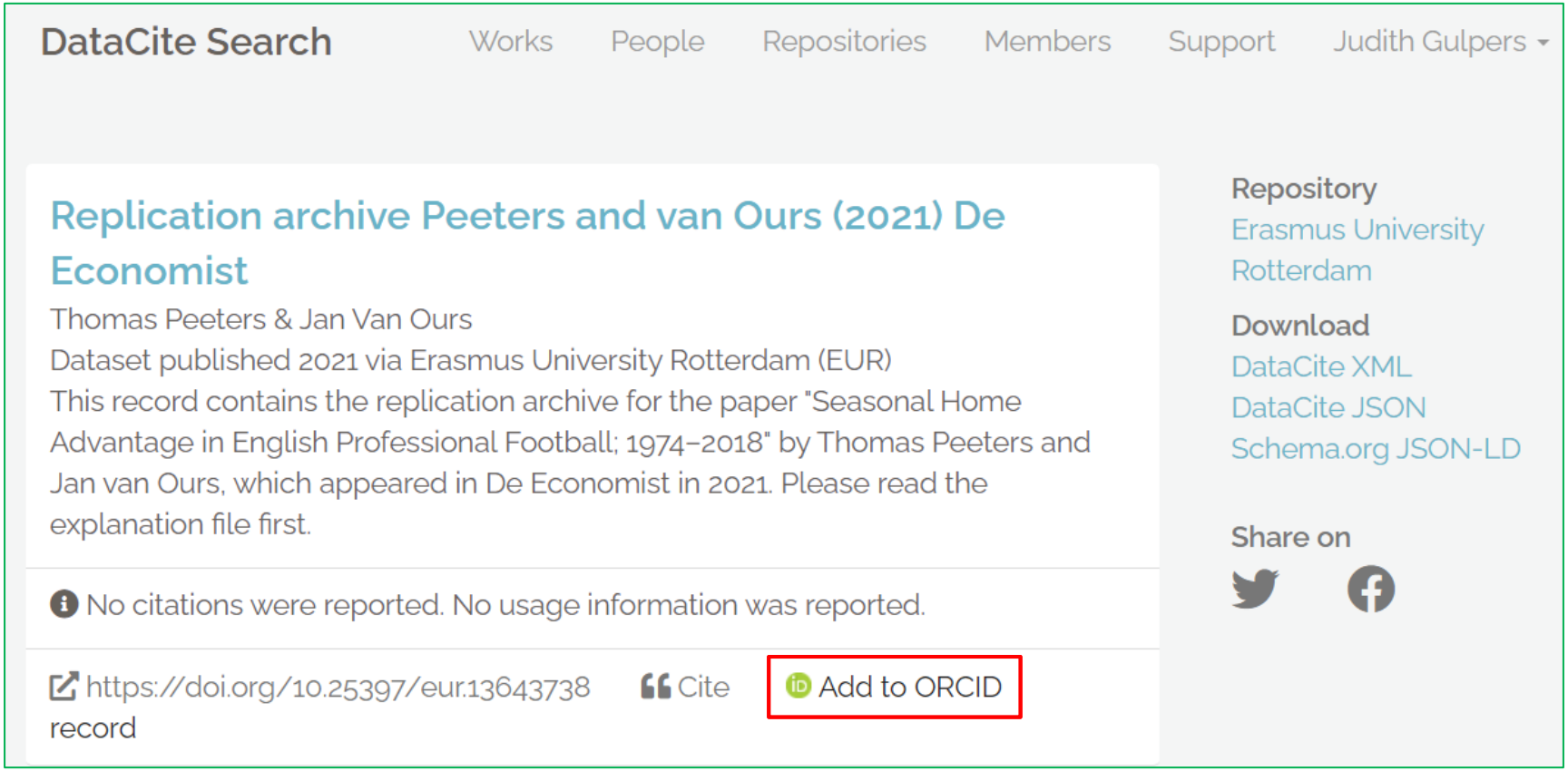

Thanks for your attention!

Questions?
Contact the Erasmus Library ORCID Team:
orcid.library@eur.nl